

Miniature Lamp Specifications

Line No.	Lamp No.	Base	Des. Volts	Amps or Watts	MSCP	Fil. Type	MOL (inch)	LCL (inch)	Ave Life (Hrs)	Primary Application	Fig. No.
T-1 Bulb											
1	6832	Wire Terminals (Short)	5.0	.06	.05	C-2R	.145	-	100,000	Aircraft	23
2	683	Wire Terminals (Standard)	5.0	.06	.05	C-2R	.250	-	100,000	Aircraft	24
3	8111	Wire Terminals (Standard)	14.0	.065	.150	C-2F	.250	-	16,000	Indicator	24
4	6838	Wire Terminals (Standard)	28.0	.024	.150	CC-2F	.250	-	16,000	Aircraft	24
5	7154AS15	Axial Leads	5.0	.115	.15	C-8	.35	-	40,000	Indicator	25
6	6839	Sub-Midget Flanged	28.0	.024	.150	CC-2F	.375	-	16,000	Aircraft	26
7	7839	Bipin	28.0	.024	.150	CC-2F	.63	-	16,000	Aircraft	27
T-1 1/2 Bulb											
8	E79	Subminiature Wedge	6.0	.20	.60	C-2R	-	-	1,000	Indicator	-
9	E86	Subminiature Wedge	6.3	.20	.40	C-2F	-	-	20,000	Indicator	-
10	E73	Subminiature Wedge	14.0	.08	.30	C-2F	-	-	15,000	Auto	-
11	E37	Subminiature Wedge	14.0	.09	.50	C-2F	-	-	2,500	Auto	-
12	E74	Subminiature Wedge	14.0	.10	.70	C-2F	-	-	500	Auto	-
13	E85	Subminiature Wedge	28.0	.04	.30	C-2F	-	-	7,000	Indicator	-
14	E17	Subminiature Wedge	28.0	.065	.65	C-2F	-	-	5,000	Indicator	-
T-1 3/4 Bulb											
15	1767	Midget Screw	2.5	.20	.20	C-2R	.63	.52	500	Toy	29
16	338	S.C. Midget Flanged	2.7	.06	.04	C-2R	.63	.38	6,000	Indicator	30
17	345	S.C. Midget Flanged	6.0	.04	.03	C-2V	.63	.38	10,000	Indicator	30
18	328	S.C. Midget Flanged	6.0	.20	.34	C-2R	.63	.38	1,000	Aircraft	30
19	79	Subminiature Wedge	6.0	.20	.60	C-2R	.80	.40	1,000	Indicator	31
20	7381	Bipin	6.3	.20	.40	C-2V	.66	.50	20,000	PC Boards	28
21	86	Subminiature Wedge	6.3	.20	.40	C-2F	.80	.40	20,000	Indicator	31
22	379	Midget Grooved	6.3	.20	.40	C-2V	.63	.38	20,000	Indicator	32
23	381	S.C. Midget Flanged	6.3	.20	.40	C-2V	.63	.38	20,000	Indicator	30
24	367	S.C. Midget Flanged	10.0	.04	.08	C-2F	.63	.38	5,000	Indicator	30
25	73	Subminiature Wedge	14.0	.08	.30	C-2F	.80	.40	15,000	Auto	31
26	330	S.C. Midget Flanged	14.0	.08	.50	C-2F	.63	.38	1,500	Aircraft	30
27	382	S.C. Midget Flanged	14.0	.08	.30	C-2F	.63	.38	15,000	Indicator	30
28	2182D	Wire Terminal	14.0	.08	.30	C-2F	-	-	40,000	Indicator	-
29	386	Midget Grooved	14.0	.08	.30	C-2F	.63	.38	40,000	Indicator	32
30	37	Subminiature Wedge	14.0	.09	.50	C-2F	.80	.40	2,500	Auto	31

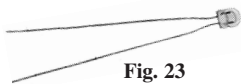


Fig. 23



Fig. 24

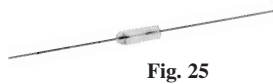


Fig. 25



Fig. 26



Fig. 27


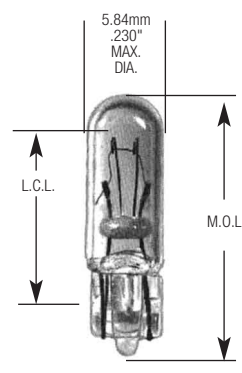
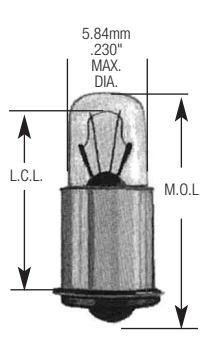

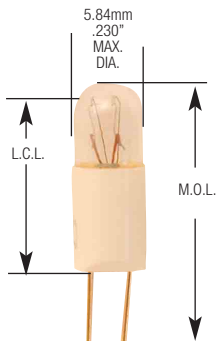


Fig. 28 (C-2V filament shown) Fig. 29 (C-2R filament shown) Fig. 30 (C-2F filament shown) Fig. 31 (C-2F filament shown) Fig. 32 (C-2F filament shown)

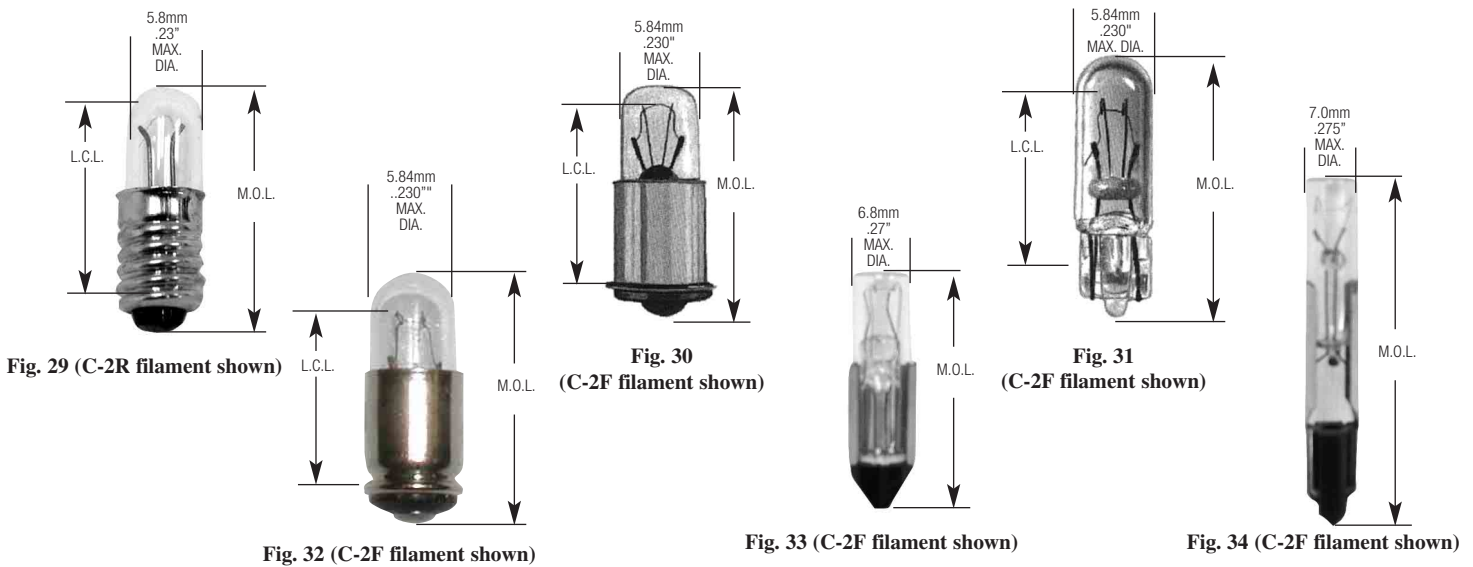
Some lamp pictures are not to scale. Filament and L.C.L. may vary by part number. For filament identification see page 6.

THE PRODUCTS SHOWN REPRESENT ONLY A SMALL PORTION OF OUR STOCK
PLEASE CALL IF THE PRODUCT YOU NEED IS NOT LISTED
949/452-0900 • 800/8-LIGHTS • FAX: 800-255-3141

Miniature Lamp Specifications

Line No.	Lamp No.	Base	Des. Volts	Amps or Watts	MSCP	Fil. Type	MOL (inch)	LCL (inch)	Ave Life (Hrs)	Primary Application	Fig. No.
T-1 3/4 Bulb (Continued)											
1	74	Subminiature Wedge	14.0	.10	.70	C-2F	.80	.40	500	Auto	31
2	7373	Bipin	14.0	.10	.50	C-2F	.66	.50	10,000	PC Boards	28
3	7387	Bipin	28.0	.04	.30	C-2F	.66	.50	7,000	Indicator	28
4	70	Subminiature Wedge	14.0	.15	1.5	C-2F	.63	.40	100	Auto	31
5	2187D	Wire Terminal	28.0	.04	.30	C-2F	-	-	1,000	Indicator	-
6	85	Subminiature Wedge	28.0	.04	.30	C-2F	.80	.40	7,000	Indicator	31
7	320A	Special Thread	28.0	.04	-	C-2F	-	-	1,000	Amber, Aircraft	-
8	385	S.C. Midget Flanged	28.0	.04	.15	C-2F	.63	.38	10,000	Indicator	30
9	387	S.C. Midget Flanged	28.0	.04	.30	C-2F	.63	.38	7,000	Indicator	30
10	388	Midget Grooved	28.0	.04	.30	C-2F	.63	.38	7,000	Indicator	32
11	327	S.C. Midget Flanged	28.0	.04	.34	C-2F	.63	.38	4,000	Aircraft	30
12	334	Midget Grooved	28.0	.04	.34	C-2F	.63	.38	4,000	Aircraft	32
13	335	Midget Screw	28.0	.04	.34	C-2F	.72	.52	4,000	Indicator	29
14	17	Subminiature Wedge	28.0	.065	.65	C-2F	.80	.40	5,000	Indicator	31

T-2 Bulb											
15	6PSB	Slide No. 5	6.0	.14	2550	C-2F	1.12	-	20,000	Indicator	33
16	12PSB	Slide No. 5	12.0	.17	2000	C-2F	1.12	-	12,000	Indicator	33
17	24E	Slide No. 3	24.0	.035	600	C-2F	1.69	-	7,000	Telephone	34
18	24E1	Slide No. 3	24.0	.035	450	C-2F	1.69	-	5,000	Telephone	34
19	24E2	Slide No. 2	24.0	.03	600	C-2F	1.69	-	8,000	Indicator	34
20	24PSB	Slide No. 5	24.0	.073	3000	C-2F	1.12	-	10,000	Indicator	33
21	24X	Special Slide No. 2	24.0	.035	600	C-2F	1.69	-	8,000	Special Telephone	-
22	28PSB	Slide No. 5	28.0	.04	1600	C-2F	1.12	-	5,000	Indicator	33
23	48PSB	Slide No. 5	48.0	.05	1800	C-7A	1.12	-	10,000	Indicator	33
24	60PSB	Slide No. 5	60.0	.05	2200	C-7A	1.12	-	7,500	Indicator	33
25	120PSB	Slide No. 5	120.0	.025	1200	CC-7A	1.12	-	7,500	Indicator	33
26	155PSB	Slide No. 5	155.0	.025	1200	CC-7A	1.12	-	10,000	Indicator	33



Some lamp pictures are not to scale. Filament and L.C.L. may vary by part number. For filament identification see page 6.

THE PRODUCTS SHOWN REPRESENT ONLY A SMALL PORTION OF OUR STOCK
 PLEASE CALL IF THE PRODUCT YOU NEED IS NOT LISTED
 949/452-0900 • 800/8-LIGHTS • FAX: 800-255-3141